

Syndicatebank Global Credit card is added with security feature Verified by VISA where the cardholder creates his own password which is required for authorizing a transaction made through Credit card on Internet. The CVV2 number (3 Digit number) on the back of the card, next to the signature panel is required for doing an internet transaction like booking railway ticket, payment of utility bills, payment of fees to foreign universities, etc., through internet. The CVV2 number, Password has to be entered at the time of payment through Credit Card in internet.

## Simple Steps for Registration of Verified by VISA.

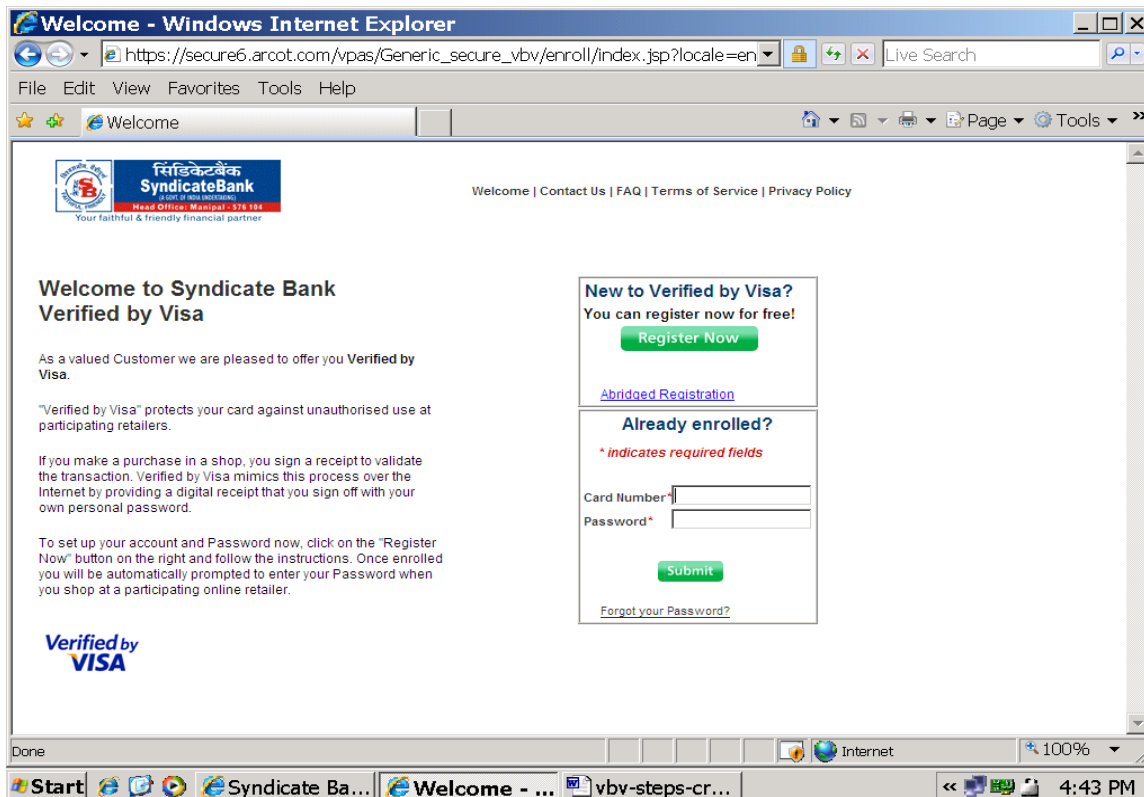
1. Log in to our website <http://www.syndicatebank.in/>

The screenshot displays the Syndicate Bank website interface. At the top, the browser title is "Syndicate Bank - Indian Nationalised Bank, NRI Banking Services, Premium Savings Bank Acc...". The address bar shows "http://www.syndicatebank.in/". The website header includes a navigation menu with links for "ABOUT US", "PRODUCTS & SERVICES", "NRI SERVICES", "E-BANKING", "SERVICES", "CODE/CHARTERS", and "DOWNLOADS". A large banner on the right side of the page reads "Submit your Loan request Online" with the website URL "www.syndicatebank.in". Below the banner, there is a news section titled "Agency Arrangement with BAJAJ ALLIANZ discontinued" dated 19/11/2009, and a "PLR RATE" section showing 12%. The footer includes "Verified by VISA" and "NSE's Market Tracker" with a visitor number of 12023247.

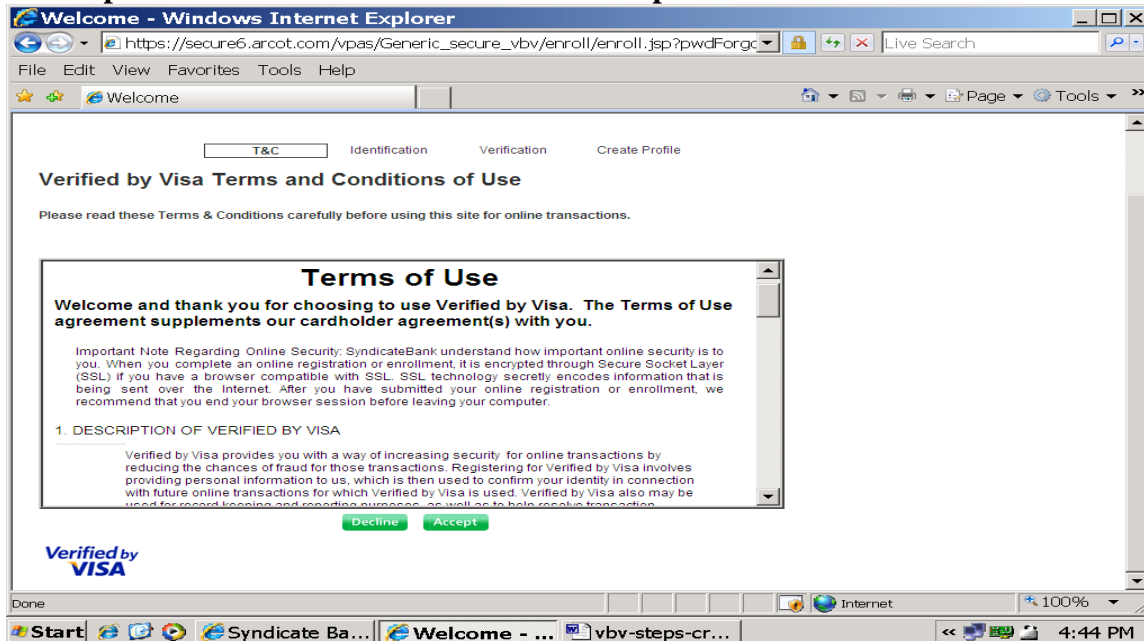
2. Click on “Verified by VISA” picture on the left side of the screen. Next you get the screen shown below:



3. Click Syndicate Global Credit Cards for creating password for Credit Cards. You will get the welcome screen shown below: If you are creating your password for the first time click on “New to Verified by Visa?”. Otherwise to change your profile, including password, enter your Card Number and password already created in the Already Enrolled box. If you have already created password and forgotten the password click on “Forgot your Password”.

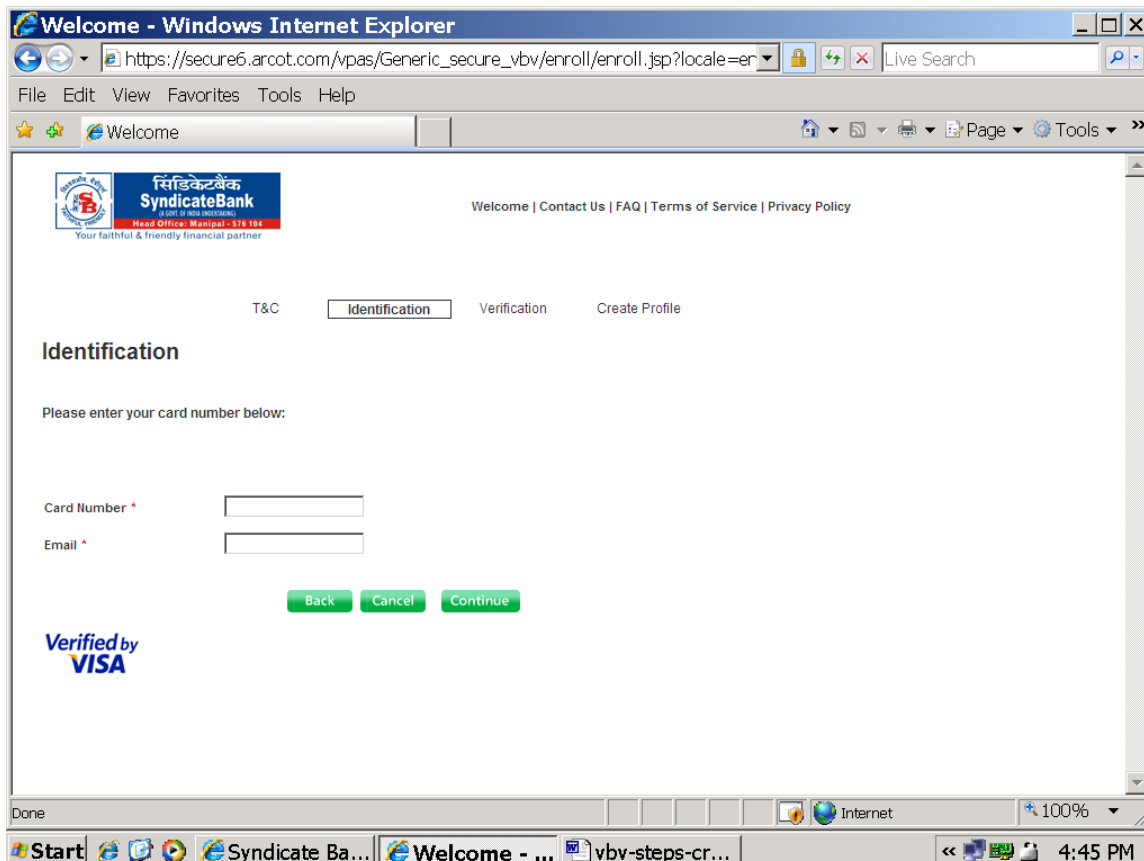


#### 4. Accept Terms and Conditions: Click on Accept



The Cardholder will be solely liable for any transaction authenticated by the Password and for maintaining the confidentiality of the password and other information and cannot deny the transaction by breach of this condition. The disputes if any is governed by laws of India and within the courts of City of Bangalore, India and the language will be in English.

#### 5. Enter Card Number and email ID



## 6. Enter Date of Birth (DDMMYYYY) and Expiry of the Card (MMYY)

The screenshot shows a Windows Internet Explorer browser window displaying the Syndicate Bank verification page. The address bar shows the URL: [https://secure6.arcot.com/vpas/Generic\\_secure\\_vbv/enroll/enroll.jsp?locale=en](https://secure6.arcot.com/vpas/Generic_secure_vbv/enroll/enroll.jsp?locale=en). The page header includes the Syndicate Bank logo and navigation links: Welcome | Contact Us | FAQ | Terms of Service | Privacy Policy. Below the header, there are tabs for T&C, Identification, Verification (selected), and Create Profile. The main heading is "Verification", followed by the instruction: "Please type the requested information in the entry fields below." A red asterisk indicates required fields. The "Account Information" section contains the following fields: Account Number (xxxx-xxxx-xxxx-5273), Date Of Birth (DDMMYYYY), and Expiry Date (MMYY). At the bottom of the form are "Back", "Cancel", and "Continue" buttons. A "Verified by VISA" logo is visible in the bottom left corner. The browser's status bar shows "Done" and "Internet" with a 100% zoom level. The taskbar at the bottom shows the Start button, taskbar icons for Syndicate Bank, the current page, and other applications, along with the system clock showing 4:45 PM.

## 7. Create password and Personal message

The screenshot shows a Windows Internet Explorer browser window displaying the Syndicate Bank "Create Profile" page. The address bar shows the URL: [https://secure6.arcot.com/vpas/Generic\\_secure\\_vbv/enroll/enroll.jsp?locale=en](https://secure6.arcot.com/vpas/Generic_secure_vbv/enroll/enroll.jsp?locale=en). The page header includes the Syndicate Bank logo and navigation links: Welcome | Contact Us | FAQ | Terms of Service | Privacy Policy. Below the header, there are tabs for T&C, Identification, Verification, and Create Profile (selected). The main heading is "Create Profile", followed by the instruction: "Please type the requested information in the entry fields below." A red asterisk indicates required fields. The "Password" section contains the following fields: Password\* and Confirm Password\*. Below these fields is a password policy note: "Your password must be between 6-10 characters and contain at least 1 alphabetic and 1 numeric character, atleast-1 special, NOT allowed special characters are &<=>%,(,)=?". The "Personal Message" section contains a text area for the Personal Message\*. The browser's status bar shows "Done" and "Internet" with a 100% zoom level. The taskbar at the bottom shows the Start button, taskbar icons for Syndicate Bank, the current page, and other applications, along with the system clock showing 4:46 PM.

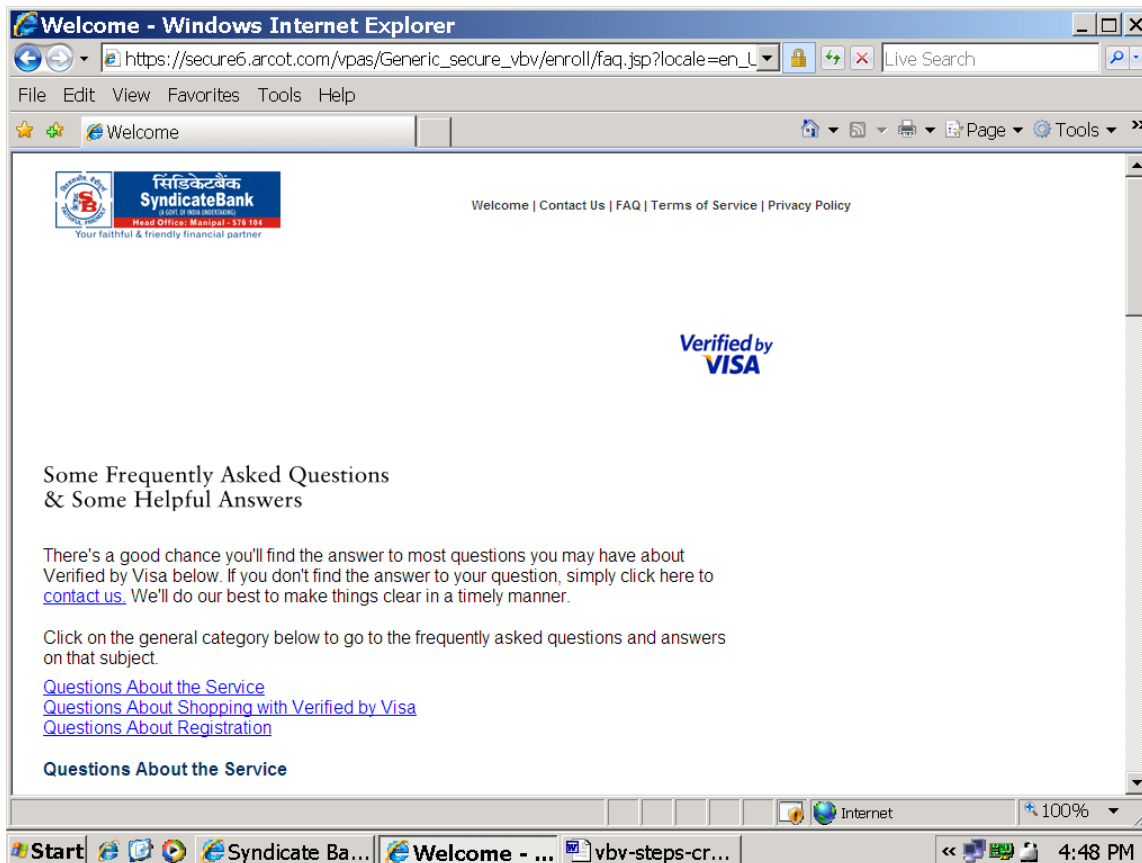
## 8.Contact us Page

The screenshot shows a Windows Internet Explorer browser window displaying the contact page of SyndicateBank. The address bar shows the URL: [https://secure6.arcot.com/vpas/Generic\\_secure\\_vbv/enroll/contact\\_us.jsp?local](https://secure6.arcot.com/vpas/Generic_secure_vbv/enroll/contact_us.jsp?local). The page features the SyndicateBank logo in the top left corner, which includes the text "सिंडिकेटबैंक SyndicateBank" and "Your faithful & friendly financial partner". In the top right, there are navigation links: "Welcome | Contact Us | FAQ | Terms of Service | Privacy Policy". A "Verified by VISA" logo is prominently displayed in the center-right. Below this, the heading "Questions or Concerns?" is followed by the text: "If you haven't found the answers to all of your questions or concerns on this Web site, please call us." and "On the Web: <http://www.syndicatebank.in/>". The browser's status bar at the bottom shows the time as 4:47 PM and the taskbar includes icons for Start, Internet Explorer, and several open applications.

## 9.Privacy Policy and Terms and conditions.

The screenshot shows a Windows Internet Explorer browser window displaying the Terms of Use page of SyndicateBank. The address bar shows the URL: [https://secure6.arcot.com/vpas/Generic\\_secure\\_vbv/enroll/tos.jsp?locale=en\\_L\\_](https://secure6.arcot.com/vpas/Generic_secure_vbv/enroll/tos.jsp?locale=en_L_). The page features the SyndicateBank logo in the top left corner, which includes the text "सिंडिकेटबैंक SyndicateBank" and "Your faithful & friendly financial partner". In the top right, there are navigation links: "Welcome | Contact Us | FAQ | Terms of Service | Privacy Policy". A "Verified by VISA" logo is prominently displayed in the center-right. Below this, the heading "Terms of Use" is followed by the text: "Welcome and thank you for choosing to use Verified by Visa. The Terms of Use agreement supplements our cardholder agreement(s) with you." and "Important Note Regarding Online Security: SyndicateBank understand how important online security is to you. When you complete an online registration or enrollment, it is encrypted through Secure Socket Layer (SSL) if you have a browser compatible with SSL. SSL technology secretly encodes information that is being sent over the Internet. After you have submitted your online registration or enrollment, we recommend that you end your browser session before leaving your computer." Below this, the section "1. DESCRIPTION OF VERIFIED BY VISA" is followed by the text: "Verified by Visa provides you with a way of increasing security for online transactions by reducing the chances of fraud for those transactions. Registering for Verified by Visa involves providing personal information to us, which is then used to confirm your identity in connection with future online transactions for which Verified by Visa is used. Verified by Visa also may be used for record keeping and reporting purposes, as well as to help resolve transaction disputes. Your registration data and other personal information is not shared with the merchant." The browser's status bar at the bottom shows the time as 4:48 PM and the taskbar includes icons for Start, Internet Explorer, and several open applications.

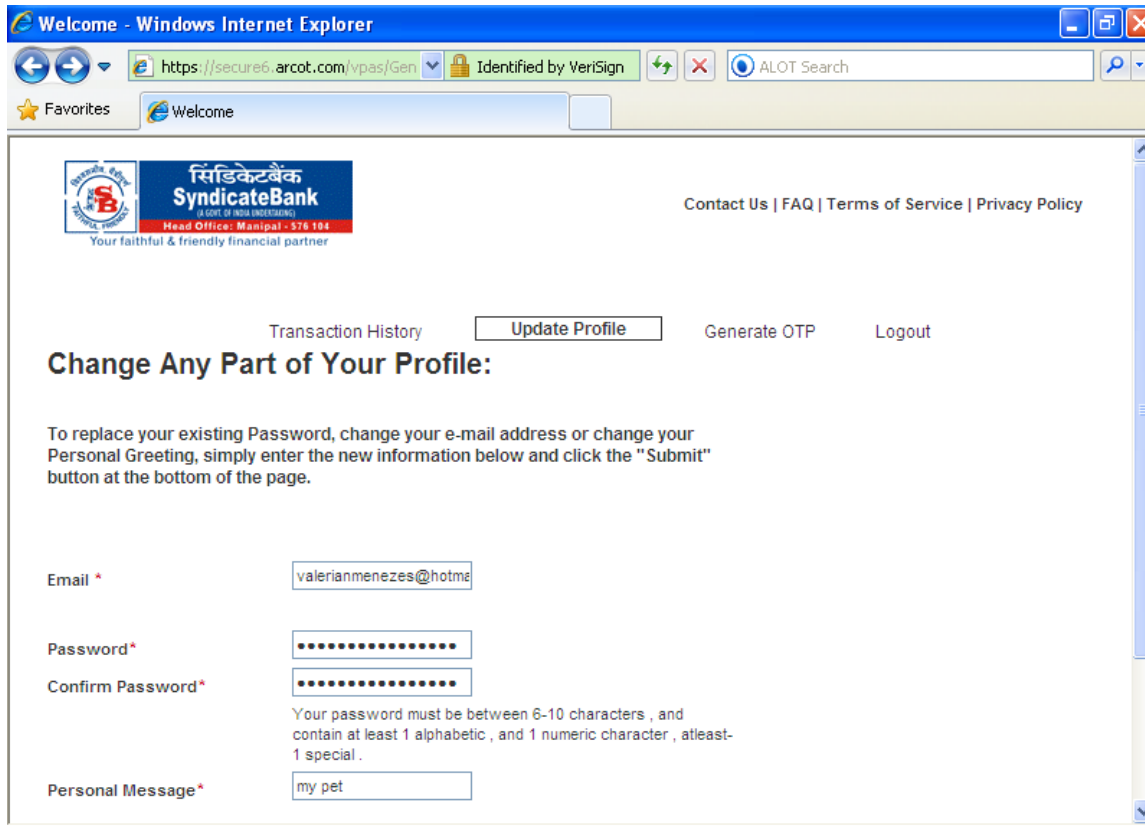
## 10.FAQ



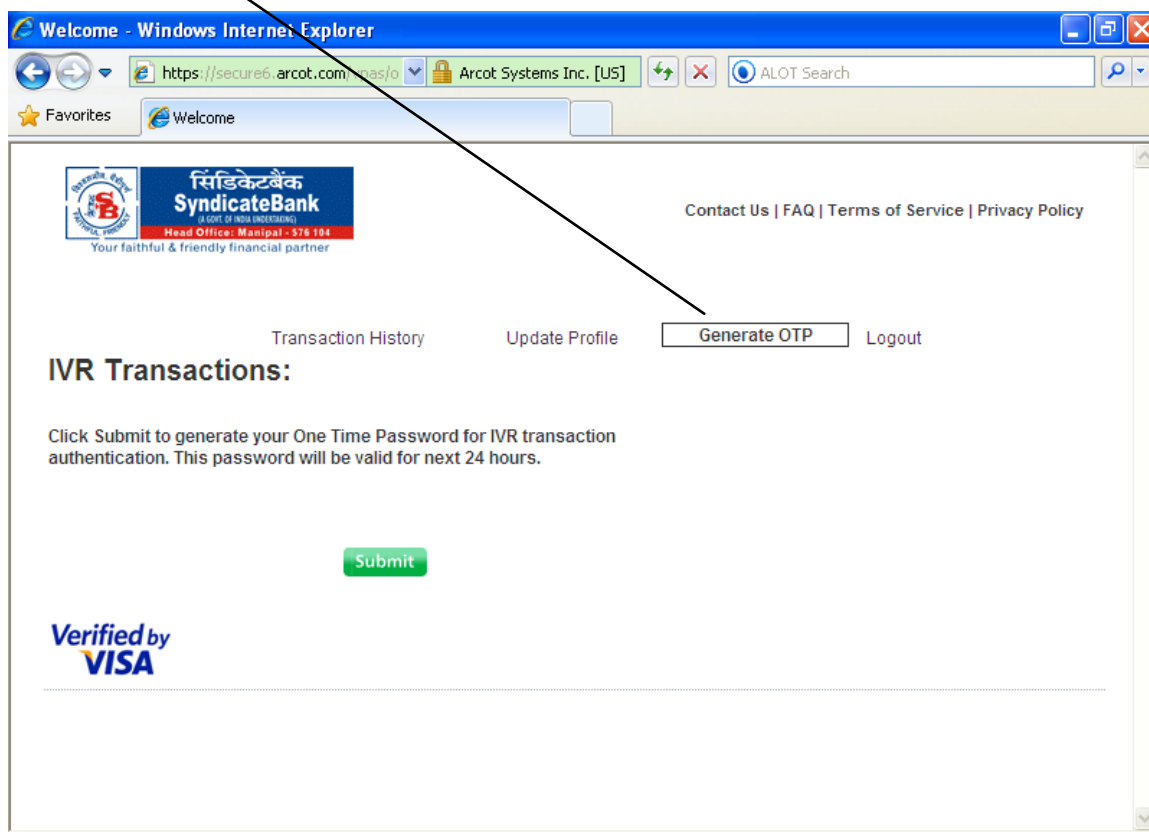
**11. If the cardholder wants to change the password or any other information entered at the time of registration, he has to enter the card number and password under “Already enrolled?” in the same Box above and will be taken to the profile screen where he can change the details and save.**

### **STEPS FOR GENERATING OTP (ONE TIME PASSWORD) FOR IVR (INTERACTIVE VOICE RESPONSE) SYSTEM TRANSACTIONS:**

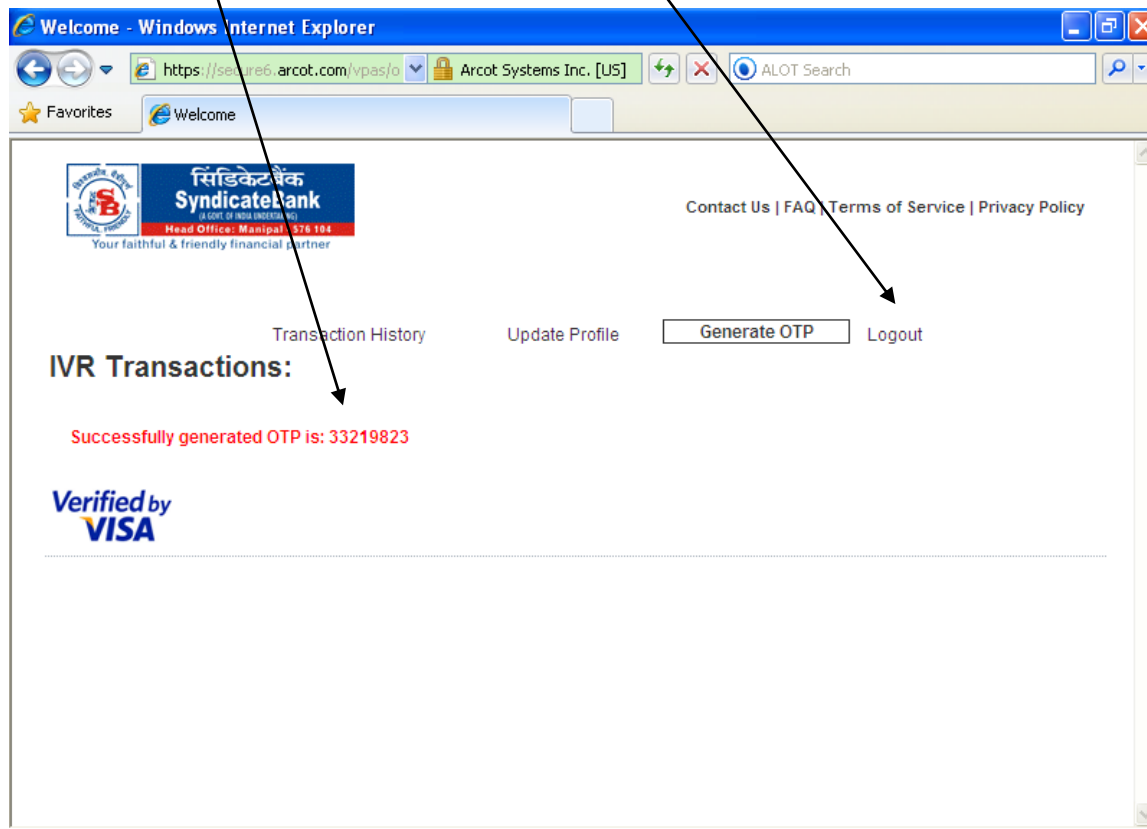
- 1. Register for VbV (Verified by VISA) by following the steps mentioned in Sl number 1 to Sl.No.7.**
- 2. Login into website [www.syndicatebank.in](http://www.syndicatebank.in) and click Verified by VISA picture appearing on the left of the screen. Then select Syndicate Bank Global Credit card.**
- 3. Go to the box already enrolled and enter the Card number and VbV password and you will get the screen shown below.**



4. Click **Generate OTP** as shown in the screen below for generating OTP.



5. OTP consisting of 8 digits will be displayed on the screen as shown below. Please note down the Password and logout from the system. Enter the OTP password in the IVR based telephone/mobile for payment transaction through Syndicate Bank Global Debit card. Please



### Important:

The OTP Password is valid for 6 hours from the time of generating and the latest password only will be valid and it will be valid for only one transaction. A new OTP password has to be generated for each transaction or on expiry of 6 hours from the time of generation.

**IMPORTANT NOTE:** The cardholder will be solely liable for any online or IVR or CNP (Card Not Present) transactions authenticated by the Password created; maintaining the confidentiality of the password and other information entered by him and cannot deny the transaction by breach of this condition.